


PCE-9228G2(I)

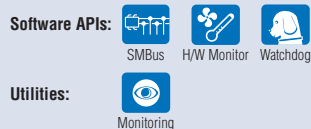
Dual LGA 2011-R3 Intel Xeon® E5-2600v3 SHB Server Board with DDR4, DDR4/SATA3.0/USB3.0/Dual GbE

NEW



Features

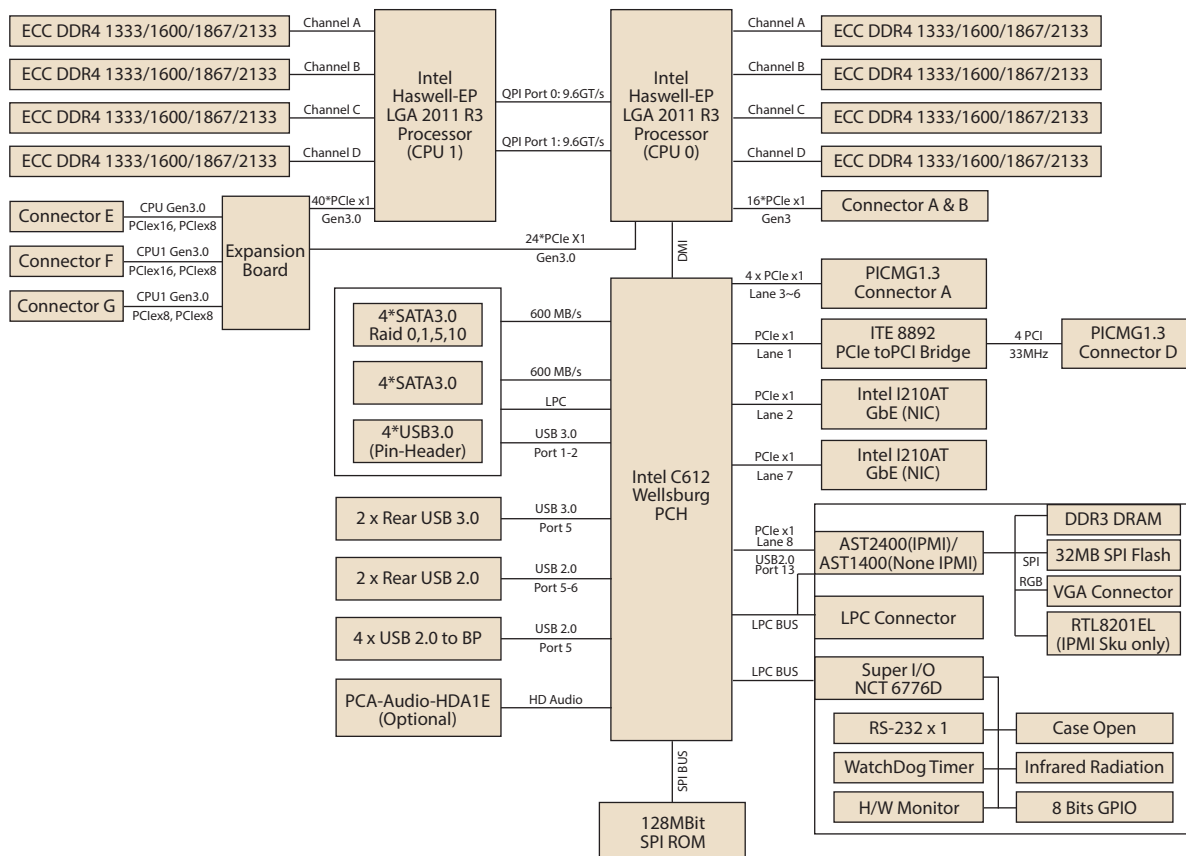
- Supports Dual Intel Xeon E5-2600v3 series processors with C612
- Support DDR4 2133MHz RDIMM up to 256GB
- Support PCIe3.0, USB3.0, SW raid 0, 1, 5, 10
- Support out-of-band remote management with IPMI
- 0 ~ 40° C ambient operation temperature range



Specifications

Processor System	Socket	Intel LGA 2011-R3				
	CPU type	Intel Xeon E5-2600(v3) dual processor (TDP up to 120W per CPU)				
Core Logic	Chipset	Intel C612 chipset				
Memory	Total slots	8 (Quad Channel)				
	Capacity	Maximum 256 GB ECC RDIMM				
	Memory type	DDR4 ECC-REG 2133/1866/1600/1333 MHz DIMM				
	Memory size	1 GB, 2 GB, 4 GB, 8 GB, 16 GB, 32 GB				
Bus	PCI-Express	PICMG1.3: One PCIe x16 or Two PCIe x8, PCIe x4 from PCH Expansion Board (ODM optional): Three PCIe16 and Two PCIe8 (Total 64 PCIe Links)				
	PCI	Four PCI 32bit/33MHz				
Graphics	VGA	Aspeed AST2400/1400 64 MB				
Storage	SATA controller	8 SATA3.0 Ports support software raid 0, 1, 5, 10				
Networking	GbE LAN	2 x Intel I210AT				
	USB connector	2 USB3.0 Ports in one pin header				
Onboard I/O Connectors	CPU Fan header	2 x 4pin				
	GPIO	1				
	LAN LED	1				
	Audio Header	1				
	Serial port header	1 (Pin header 2.0 pitch)				
	External USB port	4 (2*USB2.0 + 2*USB3.0)				
Rear I/O Connectors	VGA port	1				
	RJ-45	3 (1 port dedicated for IPMI function)				
Management Solution	Software	SUSIAccess				
	Out of band remote management	IPMI (PCE-9228G2I sku only)				
Watchdog Timer	Output	System reset				
	Interval	Programmable 1 ~ 255 sec/min				
Power Requirement	Power On	3.3V	5V	12V	5Vsb	-12V
	E5-2680v3 x2	2.61A	1.07A	26.73A	0.07A	0.01A
	DDR4 RDIMM 16GB x8					
Environment	Temperature	Operating 0 ~ 40° C, depends on CPU speed and cooler solution			Non-operating -40 ~ 85° C	
	Humidity	10% ~ 95%			10% ~ 95% (Non condensing)	
Physical Characteristics	Dimensions	338 (L) x 122 mm (W) (13.3" x 4.8")				

Block Diagram



Ordering Information

Part Number	Chipset	Memory	GbE LAN	IPMI	VGA Chip
PCE-9228G2-00A1E	C612	DDR4 RDIMM	2	-	AST 1400
PCE-9228G2I-00A1E	C612	DDR4 RDIMM	3	Yes	AST 2400

Note: "I" sku features a dedicated GbE LAN for IPMI function only.

Packing List

Part Number	Description	Quantity
2066922800	Driver CD	x 1
2006922810	Startup manual	x 1
1700003194	SATA data cables	x 2
1703150102	SATA power cables	x 1

Optional Accessories

Part Number	Description
PCA-AUDIO-HDA1E	HD Audio-card
PCA-TPM-00A1E	TPM Module
1960063011N011	Cooler IGA-2011 narrow cooler 107 x 70 x 64 for 4U chassis (120W; Puller fan)
1700020277-01	2 ports USB3.0 cable w/ BKT(30cm)
1700100250	COM port cable w/o bracket
PCA-COM232-00A1E	4 ports RS-232 module
PCA-COM485-00A1E	4 ports RS-422/485 module

Bracket View



PCE-9228G2I-00A1E



PCE-9228G2-00A1E